



TECHNICAL DATA

Point Line

Acoustic insulation for floating floors

Technical specification

Acoustic insulation supplied in panels with a dimpled shape on one side with a thickness of 17 mm, made of SBR fibres and granules compacted using a polyurethane binder in a hot process. A blue synthetic non woven anti-stretch backing is applied on the upper side. The dimensions of the panels are 100 cm x 100 cm; total superficial weight is 6.7 kg/m² and dynamic stiffness (s') is 16 MN/m³.



- **High insulation of noise and vibration**
- **Suitable for high loads up to 5000 kg/m²**
- **Ideal for supermarkets, warehouses, malls, industrial buildings**
- **Stability in time**

PHYSICAL CHARACTERISTICS	Standard	Unit	Point 17	Tolerance
Thickness		mm	17	± 5%
Length		m	1	± 1%
Width		m	1	± 1%
Backing superficial weight		g/m ²	130	
Superficial weight		kg/m ²	6,7	± 10%
Colour			blue/black	

ACOUSTIC CHARACTERISTICS	Standard	Unit	Point 17	Tolerance
Dynamic stiffness s'	EN 29052/1	MN/m ³	16	± 1
Impact sound pressure level attenuation ΔLw - laboratory test	EN ISO 10140	dB	26	

TECHNICAL CHARACTERISTICS	Standard	Unit	Point 17	Tolerance
Compression load (deformation 10%)	EN 826	kPa	10,17	± 5%
Thickness under load dL (250 Pa)	EN 12431	mm	16,8	
Thickness under load dF (2 kPa)	EN 12431	mm	16,4	
Thickness under load dB (50 kPa → 2 kPa)	EN 12431	mm	16,0	
Level for compressibility	EN 12431		CP2	
Fire grade	EN 13501-1		E	

Deflection at maximum load		DIN 18134	mm	< 5						
Settlement		DIN 18134	mm	< 1						
Load (N/mm ²)	0,0045	0,0135	0,0225	0,0315	0,0405	0,0495	0,0586	0,0315	0,0180	0,0068
Settlement (mm)	-	1,4	2,4	3,1	3,6	4,1	4,4	3,6	2,6	1
Bedding modulus (MN/m ³)	-	9,7	9,4	10,2	11,3	12,1	13,3	8,8	6,9	6,8

PACKING AND STORING

Each pallet is wrapped and protected with waterproof polythene film. Inside storage is recommended to avoid possible wet storing.

The suggestions and technical information given above represent our knowledge regarding the properties and the product's uses. ISOLGOMMA reserve the right to modify or update this data without prior notice. This document is the property of ISOLGOMMA and all rights are therefore reserved.

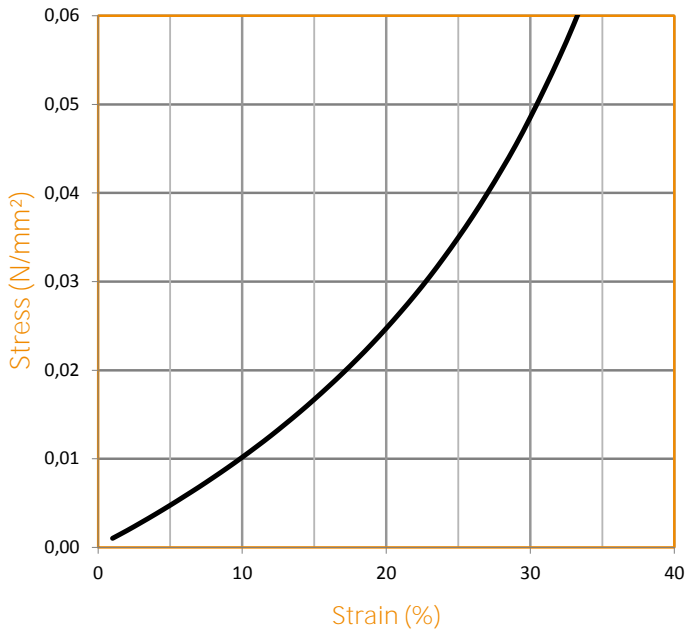


TECHNICAL DATA

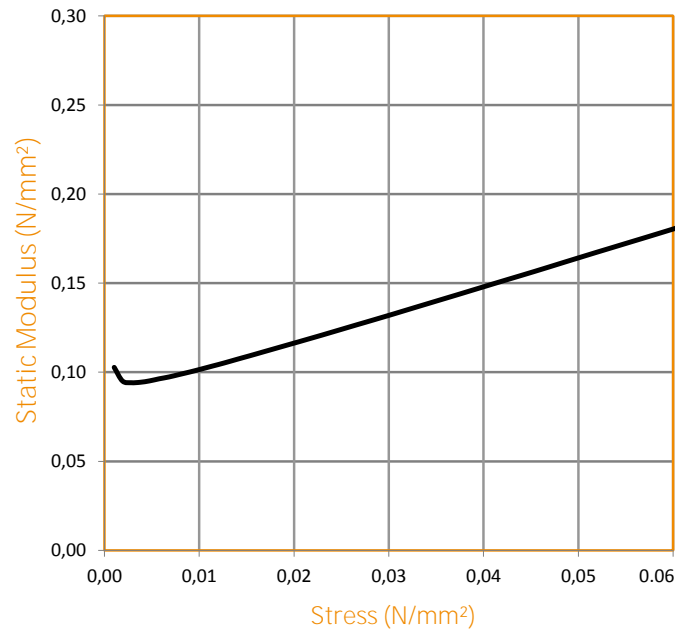
Point Line

Acoustic insulation for floating floors

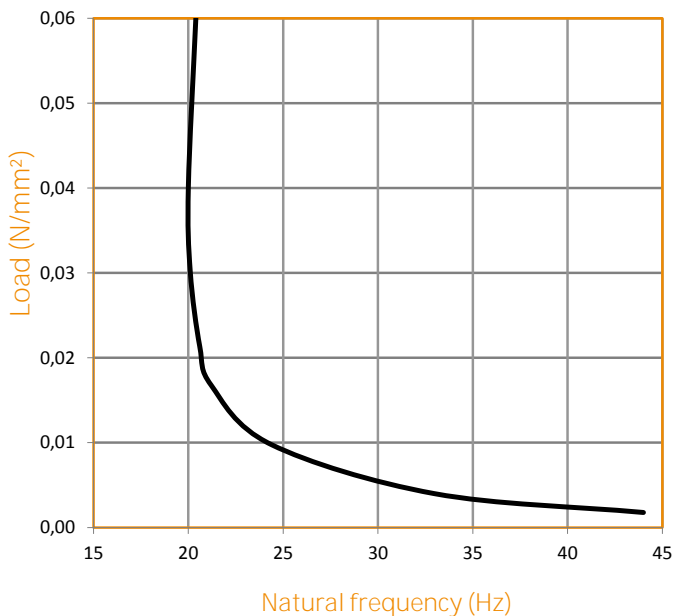
Compression behavior EN 826



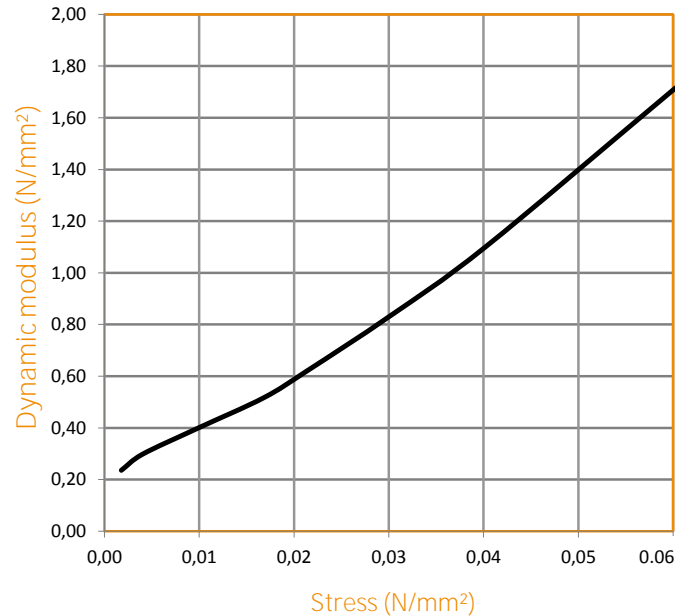
Static Modulus



Natural frequency



Dynamic Modulus



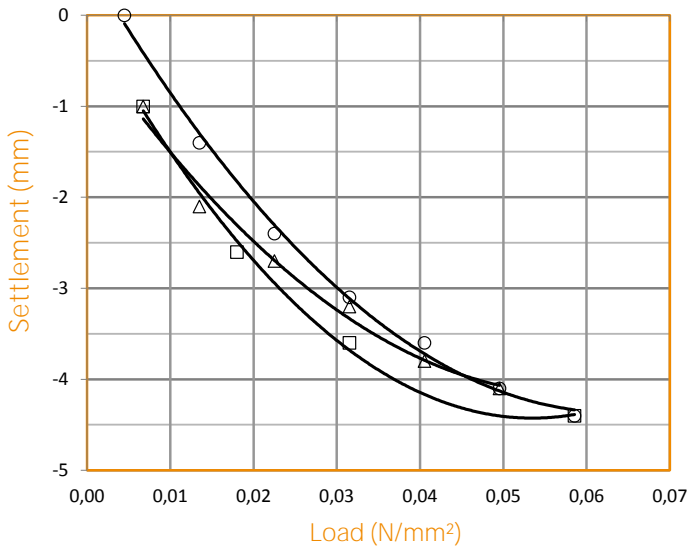


TECHNICAL DATA

Point Line

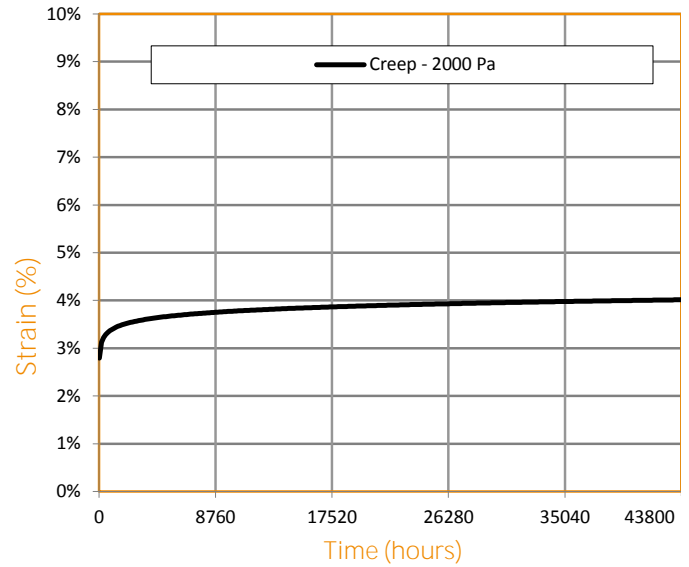
Acoustic insulation for floating floors

Settlement according to DIN 18134 ⁽¹⁾



⁽¹⁾ Sample dimension 300 mm x 300 mm.

Creep behavior EN 1606 ⁽²⁾



⁽²⁾ The initial thickness of the product during testing is equal to the value of pag. 1 "Thickness under load dL (250 Pa)"

INSTALLATION INSTRUCTIONS



Apply the adhesive strip to the wall and floor with particular attention in the corners



Install the acoustic mat with dimpled side facing down



Install the insulation on the whole floor, without leaving any gaps between adjacent



Cut the panels on the underside using a knife




Seal the joints between panels with Stik tape



Build the screed



If necessary reinforce the screed with a steel mesh



Install the floor finishing (ceramic or wood)



Cut the exceeding part of the edging strip