



## TECHNICAL DATA

## Megamat ME 650

### Vibration insulation

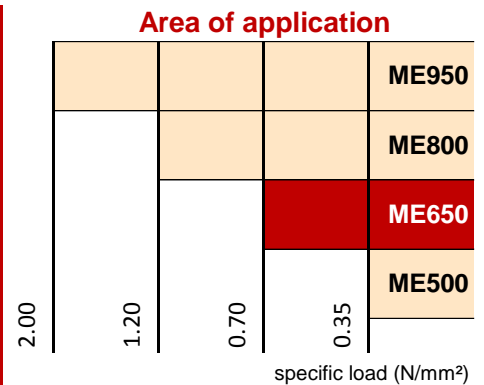
#### Product description and Technical Specification

Anti-vibration material supplied in panels, thickness 10/20/30/40/50 mm, produced using fibres and granules of SBR rubber (Stirene Butadiene Rubber) and granules of EPDM rubber (Ethylene Propylene Diene Monomer), selected and compacted using a polyurethane glue in a hot process. A non-woven, non-stretch synthetic waterproof membrane is applied on one side of panel, for added protection; density 650 kg/m<sup>3</sup>. Panels dimensions are m 1 length, m 1 width.

- High performance in reduced thickness
- Easy to lay
- Durable material



Area of application	Compression load	Deflection
Static range of use (static loads)	0.07 N/mm <sup>2</sup>	5%
operating load range (static plus dynamic loads)	0.07 ÷ 0.7 N/mm <sup>2</sup>	5% ÷ 30%
load peaks (short term, infrequent loads)	2.00 N/mm <sup>2</sup>	50%



PHYSICAL CHARACTERISTICS	Norm	Unit	ME 650	Tolerance
Nominal thickness		mm	<b>10-20-30-40-50</b>	± 1
Length		m	<b>1.00</b>	± 0.01
Width		m	<b>1.00</b>	± 0.01
Density		kg/m <sup>3</sup>	<b>650</b>	± 5%
Backing superficial mass		g/m <sup>2</sup>	<b>110</b>	
Colour			<b>black/red</b>	

TECHNICAL CHARACTERISTICS	Norm	Unit	ME 650	Tolerance
Stress at strain 10%	UNI 11059	N/mm <sup>2</sup>	<b>0.120</b>	± 10%
Static Modulus of Elasticity (Es) - strain 10%	UNI 11059	N/mm <sup>2</sup>	<b>1.23</b>	± 10%
Dynamic Modulus of Elasticity (Ed) - strain 10%	UNI 11059	N/mm <sup>2</sup>	<b>3.60</b>	± 10%
Static Shear Modulus (Gs)	ISO 1827	N/mm <sup>2</sup>	-	± 10%
Loss factor (η)	UNI 11059		<b>0.140</b>	± 0.008

PHYSICAL AND CHEMICAL PROPERTIES	Norm	ME 650	Tolerance
Temperature range of use		<b>-20 °C / +110 °C</b>	± 5%
Inflammability	DIN 4102	<b>B2</b>	

The suggestions and technical information given above represent our knowledge regarding the properties and the product's uses. ISOLGOMMA reserve the right to modify or update this data without prior notice. This document is the property of ISOLGOMMA and all rights are therefore reserved

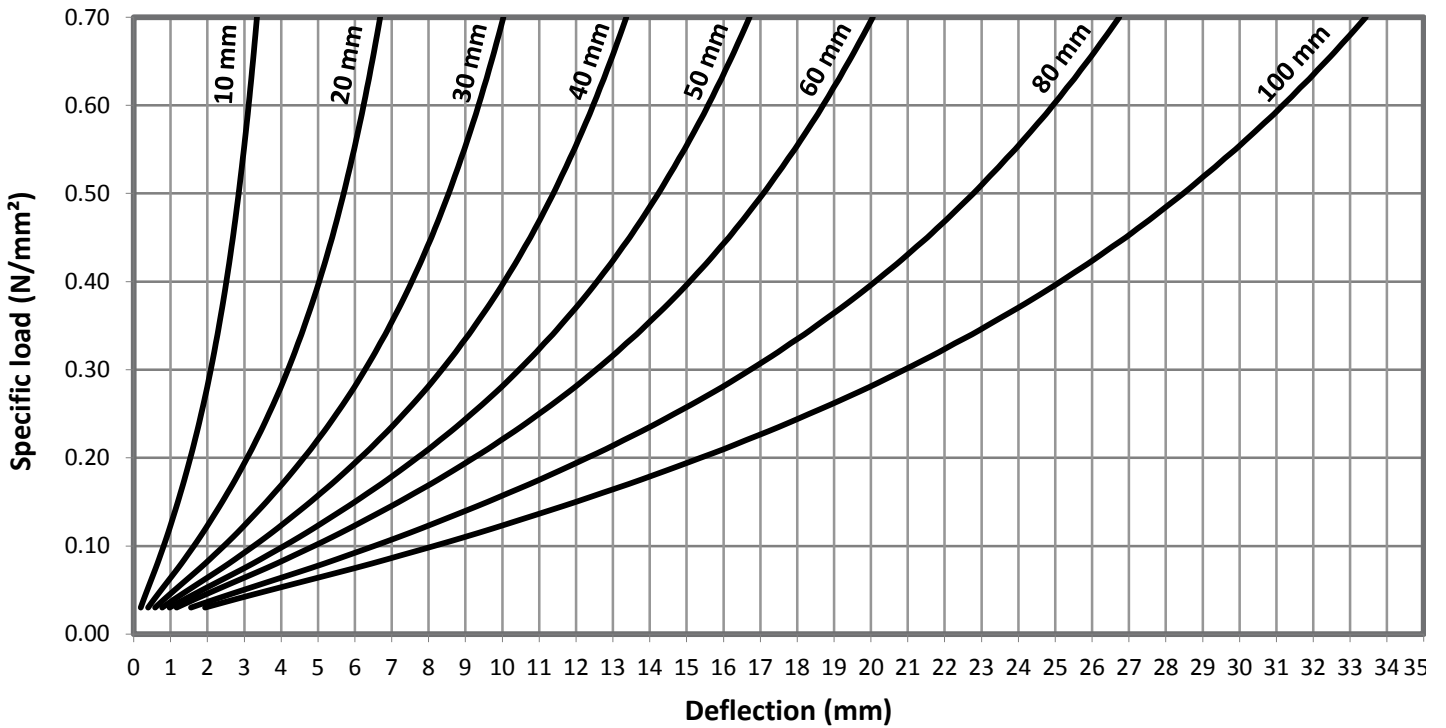


**TECHNICAL DATA**

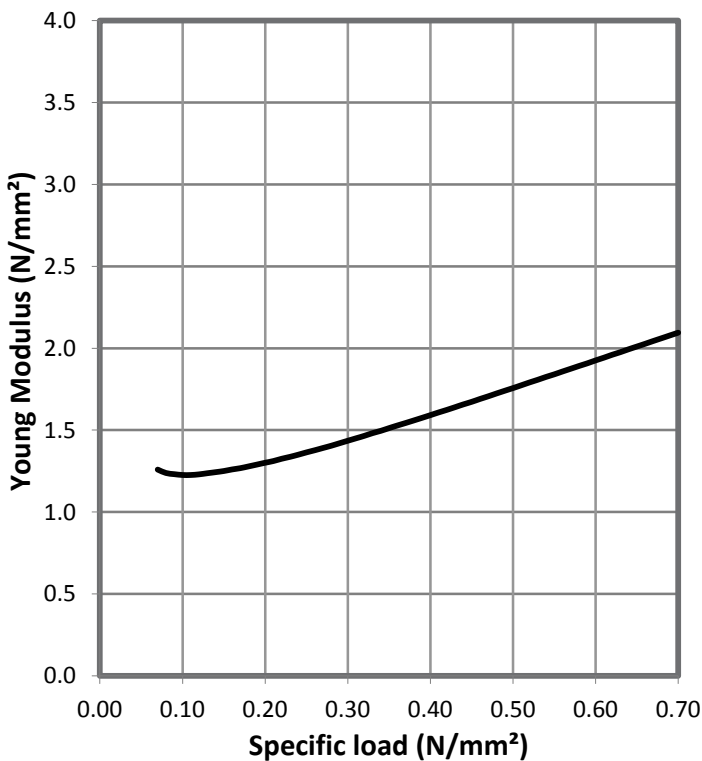
*Megamat ME 650*

Vibration insulation

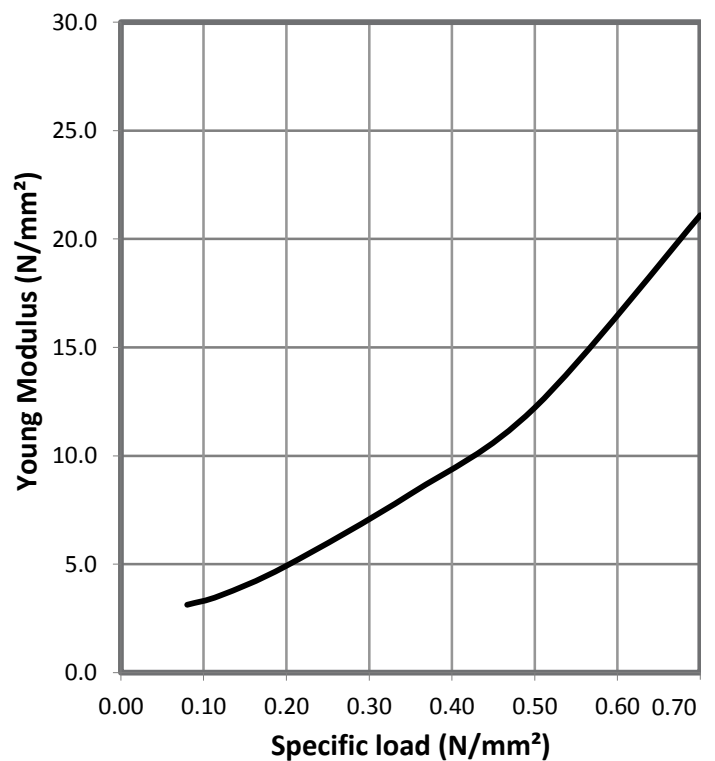
Load deflection curve



Static Modulus of Elasticity



Dynamic Modulus of Elasticity



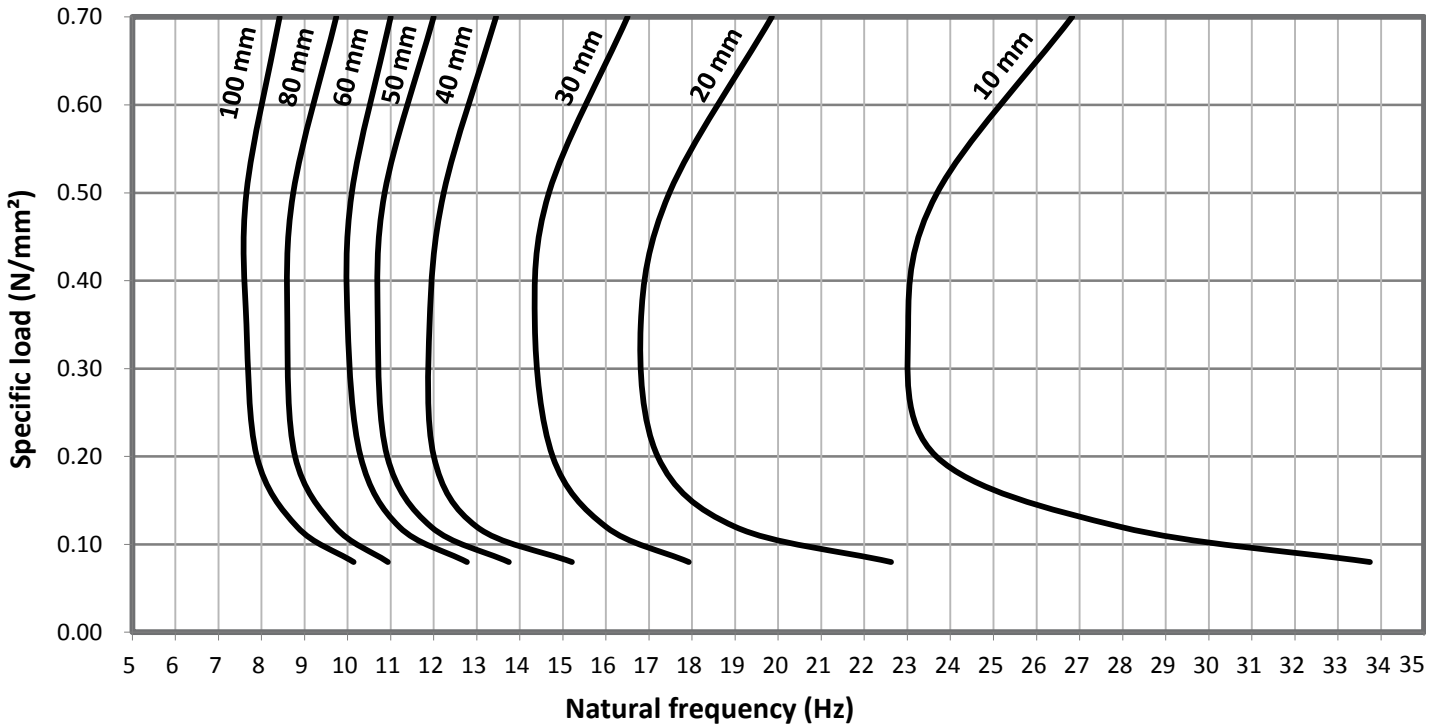


**TECHNICAL DATA**

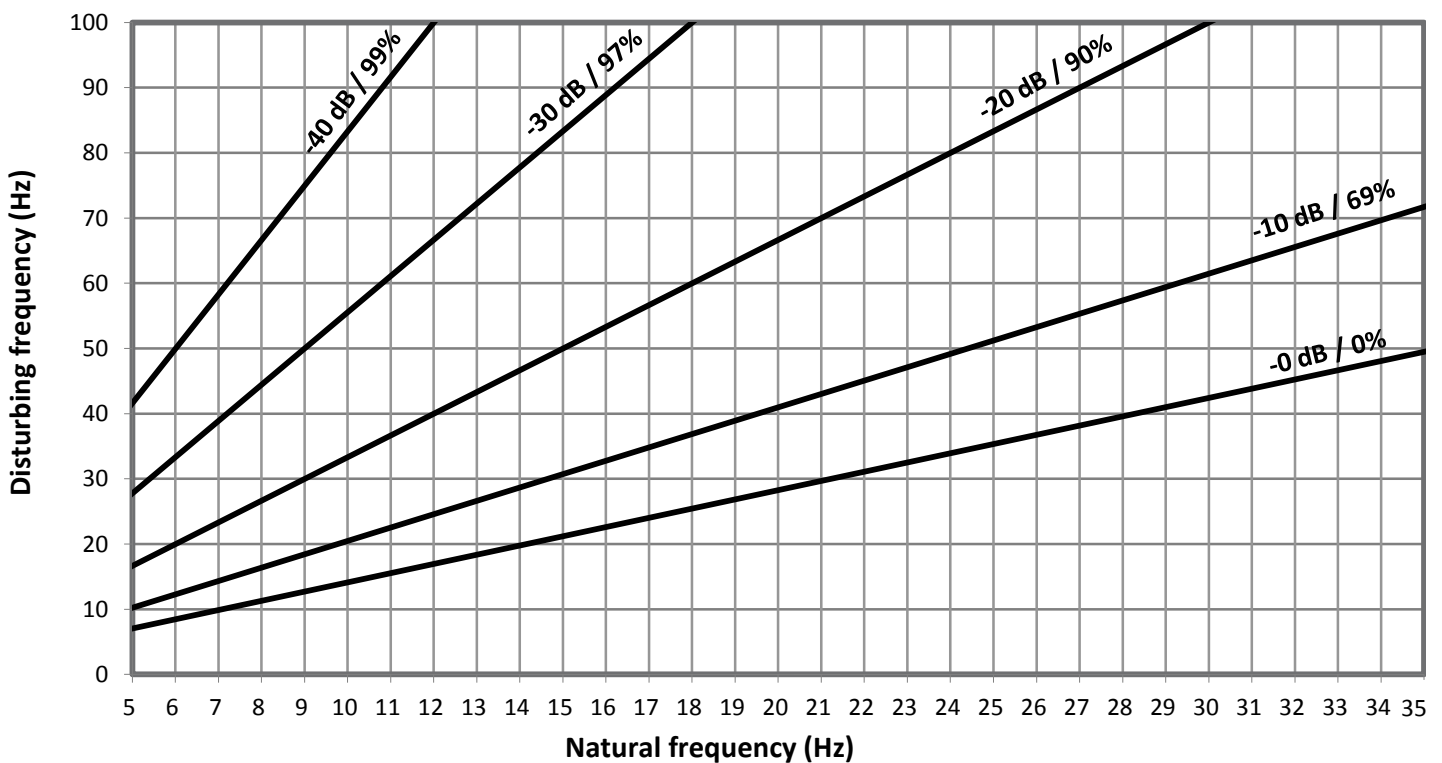
*Megamat ME 650*

Vibration insulation

Natural frequency



Vibration Isolation efficiency





**TECHNICAL DATA**

*Megamat ME 650*

Vibration insulation

Laying instruction

**Bearings**



Place the Megamat plates or strips dry and place the machine on them.

**Floating Base**



Follow the installation instructions below.



1

Build the containment foundation pit, taking care that the surfaces of the base and sides are clean and free of bumps.



2

Lay the Megamat panels taking care of placing them without leaving gaps or cavities along the edges of the joints.



3

Seal the horizontal joints carefully with the Stik tape.



4

Glue the panels on the sides of the trench by smearing glue on the entire surface or distributed by spots, install the panels side by side without leaving gaps or cavities along the edges of the joints.



5

Seal vertical joints carefully with the Stik tape.



6

Build the concrete foundation in the pit directly on the Megamat layer.